

## Lignovit Terra

5341

Water-based, **ecological wood oil** based on **renewable materials** for industrial and commercial use

### PRODUCT DESCRIPTION

#### General

Ecological wood oil based on selected renewable raw materials for indoor and outdoor use. The product can be used to create natural, matt surfaces with a pleasant feel, which are characterised by very good water protection and long durability.

The easy-to-use product is formulated without the addition of solvents and plasticisers.

#### Special properties and standards



- Does not contain any active substances of chemical wood- and film preservatives.
- **green-Label**  
ADLER green-Label products are objectively tested and certified according to three categories: Environment, Health & Safety, and Durability. Only products that score positively in all these areas are awarded the green sustainability label.
- **ÖNORM EN 71-3**  
**Confirmed by an external test certificate.**  
Safety of toys; migration of certain elements (free of heavy metals).
- **DIN 53160-1 and DIN 53160-2**  
Perspiration and saliva-proof properties
- **declared product in baubook**  
Criteria of the "Baubook Ökologisch ausschreiben" fulfilled
- **Cradle to Cradle Certified® Silver**  
Cradle to Cradle Certified® is the global standard for products that are safe, circular and responsibly made.
- **French ordinance DEVL1104875A**  
**Confirmed by an external test certificate.**  
Marking of construction coating products for their emission of volatile pollutants: A+

#### Application area



For non-dimensionally stable and limited dimensionally stable timber components for exterior use, such as e.g. wooden houses, timber cladding, canopies, profile boards, window shutters, balconies, gates.

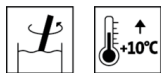
For coating interior wall and ceiling elements.

Particularly suitable for apiaries.

We recommend Pullex Bodenöl (4402) for terrace floors and landing stages.

## PROCESSING

### Processing instructions



- Please stir the product before use.
- The temperature of the product and object, and the room temperature must be at least +10 C.
- The optimal conditions for use are between 15 - 25 °C with a relative atmospheric humidity between 40 - 80 %.
- Do not process it under conditions of intense sunlight, rain, extremely high humidity, strong wind or pending frost.
- For new timber components we recommend an all-over coating.
- Early exposure to water from rain or dew must be prevented!
- Resin flow cannot be avoided by the coating.
- Water-soluble wood extracts can be leached particularly by driving rain. This can be minimized by an all-over coating and additional sealing of the end grains.
- Residual plaster (high level of alkalinity) or ferrous dust (rust formation) may lead to black discoloration on larch wood and other types of wood rich in extracts.
- The color shade, compatibility and adhesion to the substrate must be checked by creating sample panels.
- Smooth, planed wooden surfaces are less absorbent and should be given a third coat if necessary.
- Any change in the processing sequence, environmental conditions, non-observance of instructions or the use of products not listed may have an unfavourable effect on the result. Deviations lead to film and adhesion problems as well as to impairments with regard to weathering and color stability.
- Please follow our **ARL 500 - Working guideline for coating non-dimensionally stable and limited dimensionally stable construction elements – General part.**

### Application technique



	Airless	Airless air-supported (Airmix®, Aircoat, etc.)	Cup gun	Brushing	Vacuum coater
Spraying nozzle Ø (mm)		0,28	1,8 - 2,0	-	-
Spray nozzle (Ø inch)		0,011		-	-
Nozzle angle (°)		20 - 40		-	-
Spraying pressure (bar)		80 - 100	3 - 4	-	-
Vaporizer Air (bar)	-	0,5 - 1,5		-	-
Spraying distance (cm)		25		-	-
Applied quantity per application (ml/m²)		80 - 100			

The product is ready to use.

An additional 40 % material consumption is to be expected on rough sawn timber.

The shape and surface condition of the workpiece as well as the type of application influence the actual consumption. Accurate values for consumption must be obtained by applying trial coats in advance.

**Drying times**

(at 23 °C and 50 % rel. humidity)



Sandable	ca. 6 hour(s)
Recoatable	ca. 6 hour(s)
Dried through	ca. 16 hour(s)

The figures given above are reference values. The drying time depends on the type of substrate, coat thickness, temperature, air exchange and relative atmospheric humidity.

Lower temperatures and/or high level of atmospheric humidity can increase the drying time.

Avoid direct sunlight!

**Cleaning the working equipment**

8004

With water immediately after use.

To remove dried paint residues we recommend using Aqua-Cleaner (8004) (diluted 1:1 with water).

**SUBSTRATE****Type of substrate**

Softwoods

**Substrate property**

The substrate must be dry, clean, capable of holding the paint, free from separating substances such as grease, wax, silicone, resin etc. and free from wood dust, as well as tested for suitability for coating.

A prerequisite for ensuring long durability of the coating is to observe the basic principles of constructional wood preservation.

Please observe the additional documents:

- ÖNORM B 2230-1
- DIN 18363
- BFS data sheet no. 18.

**Wood moisture**

12 - 15 %

**Substrate preparation****Wood, wood-based materials inside**

Break sharp edges and remove any wood extractives such as resins and resin galls.

**Wood, wood-based materials outside**

For optimal durability we recommend to sand smooth wooden surfaces with grain size 80 – 120 in the direction of the fibre, clean thoroughly and remove wood extractives such as, for example, resins and resin pockets. Round off any sharp edges.

Clean resin-rich woods and exotic woods with drying retardants with Nitro-Verdünner 8017 (8017).



Clean resinous timbers containing drying retardant components with Nitro-Verdünner 8017 (8017).

**COATING SYSTEM****Impregnation**

If necessary outdoors, apply 1 coat of Lignovit Primo (5358) (applies to timbers of durability class 3-5 according to EN 350) to protect against blue stain, fungal decay and insect infestation.

Use wood preservatives safely. Always read the label and observe the respective technical data sheets of the products before use.

Please follow our **ARL 056 - Working guideline for the use of wood preservatives.**

<b>Primer coat</b>	1 x Lignovit Terra (5341) Intermediate drying: approx. 6 hour(s)
<b>Intermediate sanding</b> 	If necessary: Slight smooth sanding: Grit size 240 – 280 Remove sanding dust.
<b>Finishing coat</b>	1 x Lignovit Terra (5341)
<b>MAINTENANCE</b>	
<b>Care</b>	The durability depends on several factors: these include particularly the type of weathering, constructive protection, mechanical stress and the choice of colour applied. To obtain long durability, regular inspection, maintenance and, if necessary, repair measures are necessary .  If required, remove dust and dirt from the still intact areas and paint x using Lignovit Terra (5341).
<b>Maintenance</b>	Please follow our <b>ARL 504 - Working guideline for coating non-dimensionally stable and limited dimensionally stable construction elements - Maintenance and Repair.</b>
<b>ORDERING INFORMATION</b>	
<b>Size of trading unit</b>	41, 221
<b>Colour shades / Glosslevels</b> 	Colour shades can be obtained using the <b>ADLER colour mixing system ADLERMix.</b> <b>Base paint(s):</b> Lignovit Terra Basis W30 (53010)  The final colour is basically obtained from the inherent colour of the wood, the applied quantity, the colour of the impregnation and the colour of the finishing coat.  It is recommended to prepare a trial colour sample on the original substrate using the coating system selected in order to assess the final colour shade.  In order to ensure uniformity of the colour shade, use only material with the same batch number on a given surface.  Apply exclusively pigmented colour shades to ensure a good weather resistance.  Medium colour shades have the best weathering resistance; colours that are too light or too dark should be avoided if exposed to extreme weathering.  Please observe our <b>ARL 800- Working guideline for working (including care and maintenance) with ADLER Mix, PUR Mix and Color4You dosing machines.</b>
<b>Supplementary products</b>	Aqua-Cleaner (8004) Lignovit Primo (5358) Nitro-Verdüner 8017 (8017) Pullex Bodenöl (4402)

## FURTHER DETAILS

### Durability / storage



Min. 1 year(s) in the original sealed containers.

Make sure the product is protected against moisture, direct sunlight, frost and high temperatures (above 30 °C).

Close opened containers well and use up the content as soon as possible.

### Technical specifications

VOC content of the ready-to-use mixture: EU limit for Lignovit Terra (Cat A/e): 130 g/l.

Lignovit Terra contains maximum 20 g/IVOC.

### Giscode

BSW20

### Safety information



The product is only suitable for the industrial and professional use.

When sanding, use at least a P2 dust filter as personal safety equipment to protect against abrasive and wood dust.

Further information on the subject of safety during transport, storage and handling as well as disposal can be found in the relevant safety data sheet. The current version can be accessed on the Internet at [www.adler-lacke.com](http://www.adler-lacke.com).